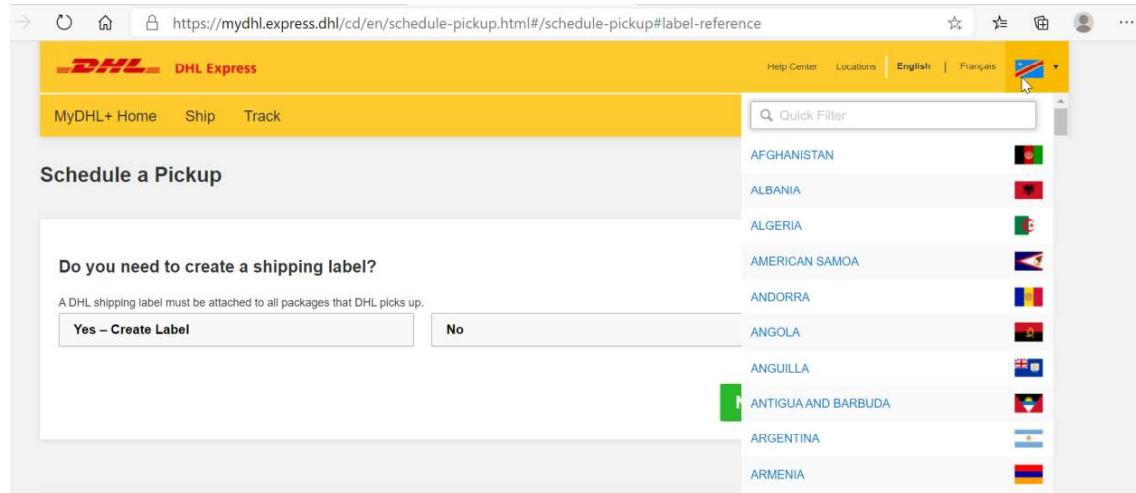


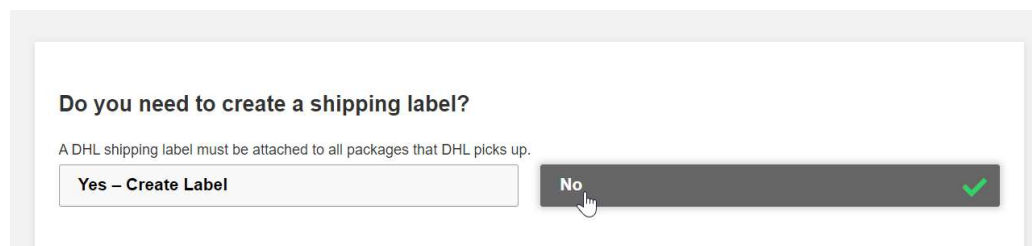
1 - Enter this link

<https://mydhl.express.dhl/cd/en/schedule-pickup.html#/schedule-pickup#label-reference>

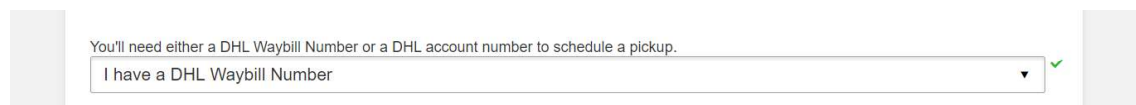
2 - Choose your country location




3 - Choose 'No' as you will have a prepaid label



4 - Select 'I have a DHL Waybill Number'



5 - Tape the waybill number mentioned on the label, then complete your country prefix and phone number as below



6 - Please check that your contact details, address and email address are completed

MyDHL+ Home Ship Track

Name ✓

Where should the courier pick up the shipment? ✓

Company ✓

Country/Territory ✓

Address ✓

Address 2 ✓

Address 3

Postal Code ✓ City ✓ State

Email Address

Phone Type ✓ Code ✓ Itinerary

Instructions for the courier
Provide other instructions you'd like the courier to receive

7 - Complete your box weight and dimensions

What are we picking up?

Number of Packages ✓ Total Weight (all packages) kg ✓ Largest Package Size cm X cm X cm ✓

8 - Choose the date and time slot that suits you

When should we pickup your shipment?

Pickup Date

Pickup Window – When courier may arrive and shipment is ready

Earliest 2:15 pm Latest 6:00 pm

9:00 am 11:15 am 1:30 pm 3:45 pm 6:00 pm

Please allow at least 120 minutes for your Pickup Window
The latest time a request can be made for pickup today is 4:00 pm

Once you schedule your pickup slot you will receive a confirmation and reference number. DHL will come to collect as requested, your box must be ready for pickup.